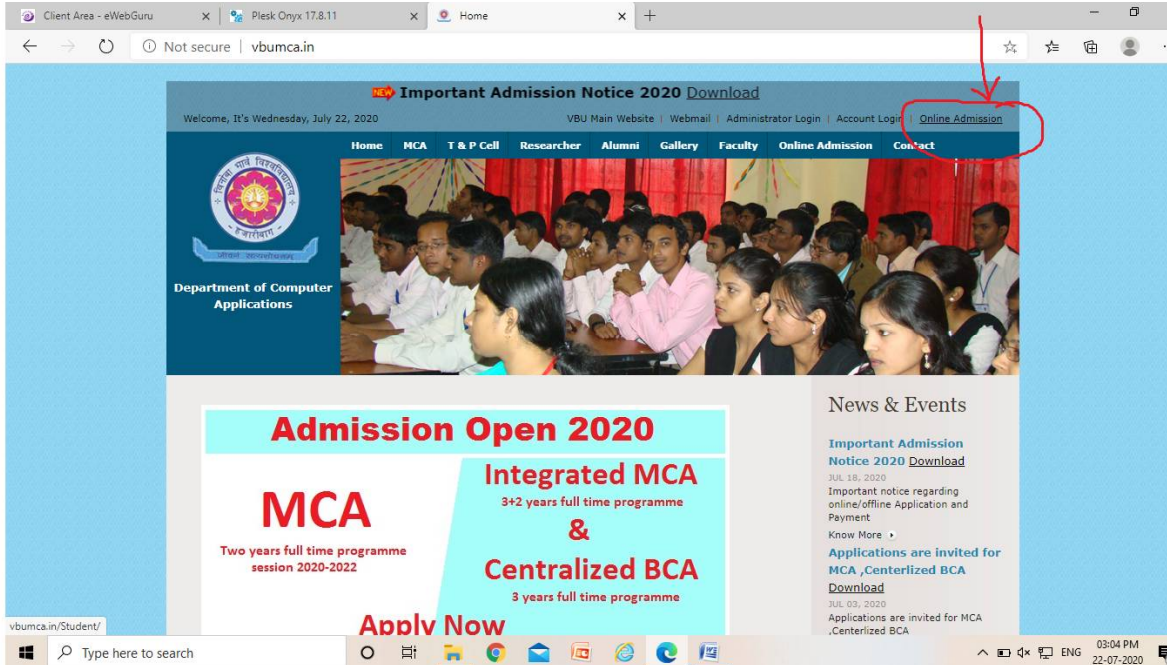




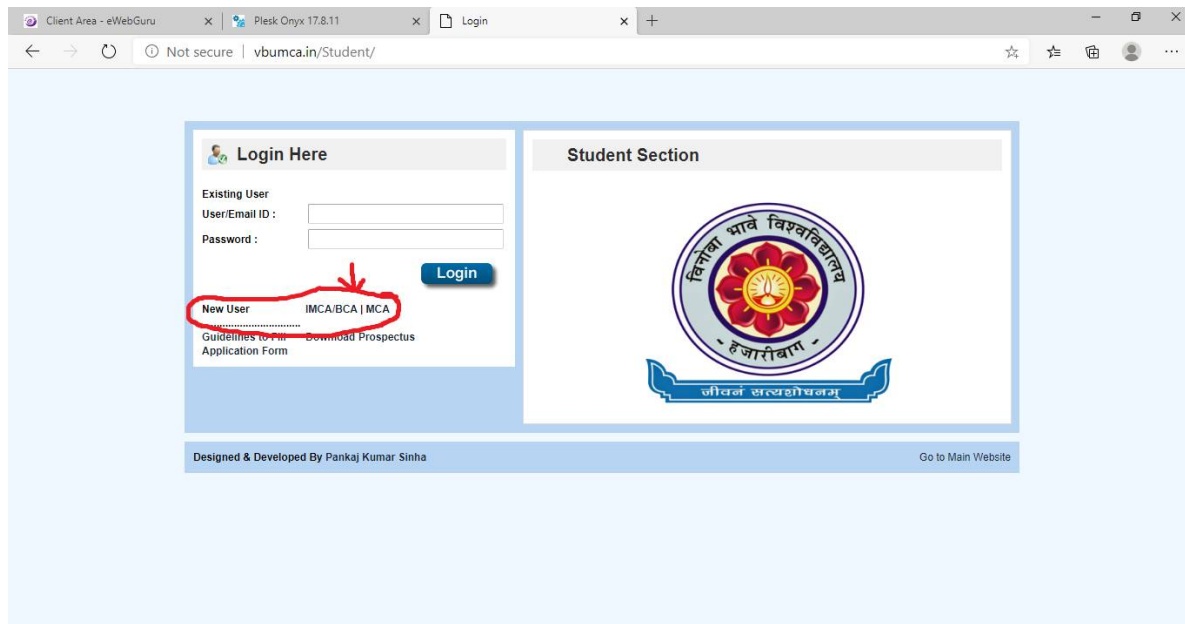
University Department of Computer Applications
Vinoba Bhave University, Hazaribag
Approved by AICTE, New Delhi Id: 1-3354179681

Admission Procedure

1. Click on "Online Admission" section at right most corner of the Website.



2. In the Student Section New user first register through email id either for IMCA/BCA or MCA course.



3. Register by filling necessary details.

Client Area - eWebGuru | Plesk Onyx 17.8.11 | IMCA/BCA Registration

Not secure | vbumca.in/BCARegistration.aspx

Home MCA T & P Call Researcher Alumni Gallery Faculty Online Admission Contact

Department of Computer Applications

IMCA / BCA Registration [Already User](#)

Full Name : Abhishek

Email : abhi@gmail.com

Mobile : 8292260888

Password :

Confirm Password :

Gender : Male

Register Clear

Type here to search

03:21 PM 22-07-2020

4. After Successful registration user may proceed by clicking “Already User” link. This process is same for MCA course.

Client Area - eWebGuru | Plesk Onyx 17.8.11 | IMCA/BCA Registration

Not secure | vbumca.in/BCARegistration.aspx

Department of Computer Applications

IMCA / BCA Registration [Already User](#)

Registration successfully!

Full Name : Full Name

Email : Email ID

Mobile : Mobile

Password : Password

Confirm Password : Re-enter Password

Gender : Select

Register Clear

Type here to search

03:22 PM 22-07-2020

5. Login using email ID and password.

The screenshot shows a web browser window with the URL `vbumca.in/Student/`. The page is titled "Login Here" and "Student Section". On the left, there is a login form with the following fields:

- Existing User
- User/Email ID :
- Password :
-

Below the login form, there are links for "New User" (IMCA/BCA | MCA) and "Guidelines to Fill Application Form" (Download Prospectus Application Form). On the right, the "Student Section" features the logo of Vinoba Bhave University, Hajaribaga, with the motto "जीवनं सत्यतोषणम्". At the bottom, it says "Designed & Developed By Pankaj Kumar Sinha" and "Go to Main Website".

6. Click Next to proceed.

The screenshot shows a web browser window with the URL `vbumca.in/Student/Dashboard.aspx`. The page is titled "IMCA" and "Home". The user is logged in as "Abhishek" and can click on "Home" or "Logout". The main content area is titled "Basic Information" and contains the following fields:

- Form Number :
- Full Name :
- Email :
- Mobile :
- Password :
- Gender :
-

7. Upload your latest photograph and signature.

IMCA Welcome : Abhishek | Home | Logout

Home

Signature and Photograph

Photograph and signature must be in .jpg format.

Photograph : No file chosen

Signature : No file chosen

8. Fill your basic information and proceed.

IMCA Welcome : Abhishek | Home | Logout

Home

Contact Information

Category : UR SC ST OBC PH

Reference Document No file chosen

Date of Birth :

Father's/Gaurdian's Name :

Occupation :

Mother's Name :

Nationality :

Permanent Address

Address Line 1 :

Address Line 2 :

Address Line 3 :

District :

State :

Pin Code :

Current Address Same as Permanent Address

9. Fill up your Educational Qualification.

The screenshot shows a web browser window with the URL `vbumca.in/Student/EducationalQualification.aspx`. The page header includes 'IMCA' and a welcome message for 'Abhishek'. The main content area is titled 'Educational Qualification' and contains a table with the following columns: Examination Passed, School/ College, Board/ University, Year of Passing, Subject Covered, and % of Marks. The table has three rows for 'Matriculation', 'Intermediate', and 'Any Other', each with empty input fields. Below the table are 'Back' and 'Save' buttons. The Windows taskbar at the bottom shows the search bar and system tray with the time 03:41 PM on 22-07-2020.

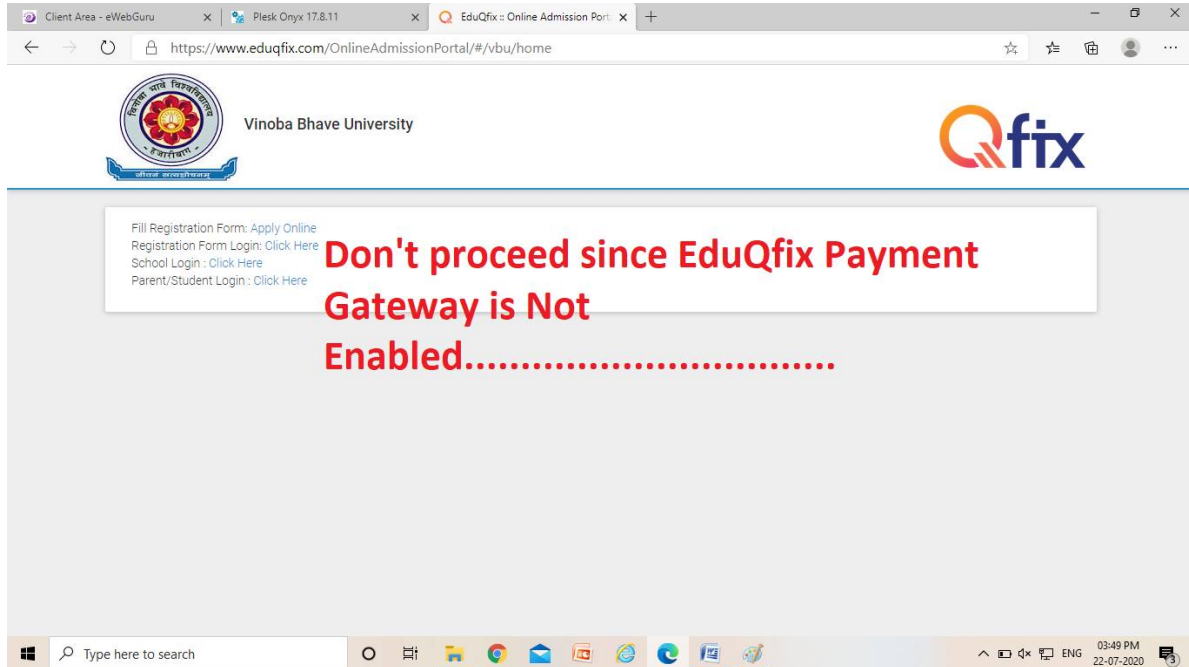
Examination Passed	School/ College	Board/ University	Year of Passing	Subject Covered	% of Marks
Matriculation	<input type="text"/>	<input type="text"/>	<input type="text"/>	<input type="text"/>	<input type="text"/>
Intermediate	<input type="text"/>	<input type="text"/>	<input type="text"/>	<input type="text"/>	<input type="text"/>
Any Other	<input type="text"/>	<input type="text"/>	<input type="text"/>	<input type="text"/>	<input type="text"/>

10. Select your college preference.

The screenshot shows a web browser window with the URL `vbumca.in/Student/PreferenceSet.aspx`. The page header includes 'IMCA' and a welcome message for 'Abhishek'. The main content area is titled 'Preference Option' and contains a form with the following fields: 'Please Select program you wish to Enroll' (dropdown menu), 'Preference 1:', 'Preference 2:', 'Preference 3:', 'Preference 4:', and 'Preference 5:', each followed by a dropdown menu. Below the form are 'Back' and 'Save' buttons. The Windows taskbar at the bottom shows the search bar and system tray with the time 03:43 PM on 22-07-2020.

11. After filling all the details. Click “Print Application Form” to save your application and click final submit button.

12. Due to some technical reason online payment is not enabled in our website.



13. Make Payment in the following ways:

For MCA Application Fee: Rs. 1000(One thousand).

For IMCA/BCA Application Fee: Rs.500(Five Hundred).

a) Make NEFT/RTGS payment on the following:

Account No: 0877050000949

Account holder name: VBUMCA

IFSC: PUNB0174020

BANK NAME: Punjab National Bank

- Email the details of payment either made by NEFT/RTGS /UPI along with Form no, Name and Contact No at vbumca@gmail.com. This step is mandatory otherwise your application is invalid.

For OFFLINE Application

- Download the prospectus from Online Admission Section.
 - a) Fill up the form and make NEFT/RTGS payment on the following:

Account No: 0877050000949

Account holder name: VBUMCA

IFSC: PUNB0174020

BANK NAME: Punjab National Bank

OR

- b) Make DD in favour of “ The Registrar,VBU” payable at Hazaribag.
- c) **Email the details of payment either made by NEFT/RTGS /UPI along with Form no, Name and Contact No at vbumca@gmail.com. This step is mandatory otherwise your application is invalid.**

Note: For any Technical Queries, kindly contact 9939559851 or email to vbumca@gmail.com.